




**Fire Department**

**Marty and Jett's Activity Book**



Tape  
Your  
Picture  
Here

**Let's Have  
Fun with Fire  
Safety**



**FEMA**

**U.S. Fire  
Administration**

# Meet Marty and Jett

Welcome to the USFA's Activity Book where fire safety and FUN start.

U-S-F-A stands for the United States Fire Administration. Our job is to help prevent fires. We want everyone to be safe from fire, including you!

## Dear Parents and Educators:

Parents and educators play a vital role in teaching children fire safety and reducing the risk of child-set fires.

This activity book provides children ages 5 through 9 with valuable learning tools about fire safety and prevention. To reinforce the lessons in the book, we encourage you to lead a discussion about fire safety and prevention for children using the following information and fire safety tips:

## Fire Prevention

- **Help your parents place smoke alarms on every floor of your home.**
- **Never play with matches, lighters, or candles.**
- **Be very careful around fireplaces, heaters, and electrical appliances.**
- **If you find matches or lighters, tell a grownup.**
- **Always ask an adult to help you cook.**
- **Know two ways out of every room.**
- **Help to plan and practice a family escape plan.**
- **Post emergency numbers near the phone.**


## In Case of Fire

- **Don't hide in closets or under the bed.**
- **Stay low and go -- even if that means crawling out.**
- **Don't be afraid of firefighters.**
- **Once you're outside, don't go back in.**
- **Meet your family in the place where you planned.**

For more information on children and fire safety, fire prevention, and protecting your home, please visit us at [www.usfa.fema.gov](http://www.usfa.fema.gov) or our children's site at

[www.usfa.fema.gov/kids](http://www.usfa.fema.gov/kids)

TheUnitedStatesFireAdministrationthankyouforbringingMartyandJett'sActivity Book to the children in your life.



So turn the page, Junior Fire Marshals, and we'll get started.

# My Page

Fill in the blanks


My Name Is: \_\_\_\_\_

My Age Is: \_\_\_\_\_

My Town's Name: \_\_\_\_\_

My Local Fire Department's Name: \_\_\_\_\_

In Case of Emergency Dial: \_\_\_\_\_






# Item Search

- Matches - Lighter - Heater - Electrical Outlet -
- Fireplace - Grill - Radiator - Candles - Iron -

In the pictures, circle the 9 items that are listed above, right, that you should never play with or touch.




# Four Steps to Fire Safety

In case of fire, here are four easy steps to fire safety. These four pictures show the best way to escape.




If you hear a smoke alarm in your home...

1) Get out quickly and stay out.



3) Meet your family members at a preplanned safe spot.



2) If there's smoke, stay low to the ground when you exit.





4) Call 911 or the emergency number from a neighbor's place.



# The Fire Safety Order Game

Put these fire safety steps in the right order with numbers 1 to 4.

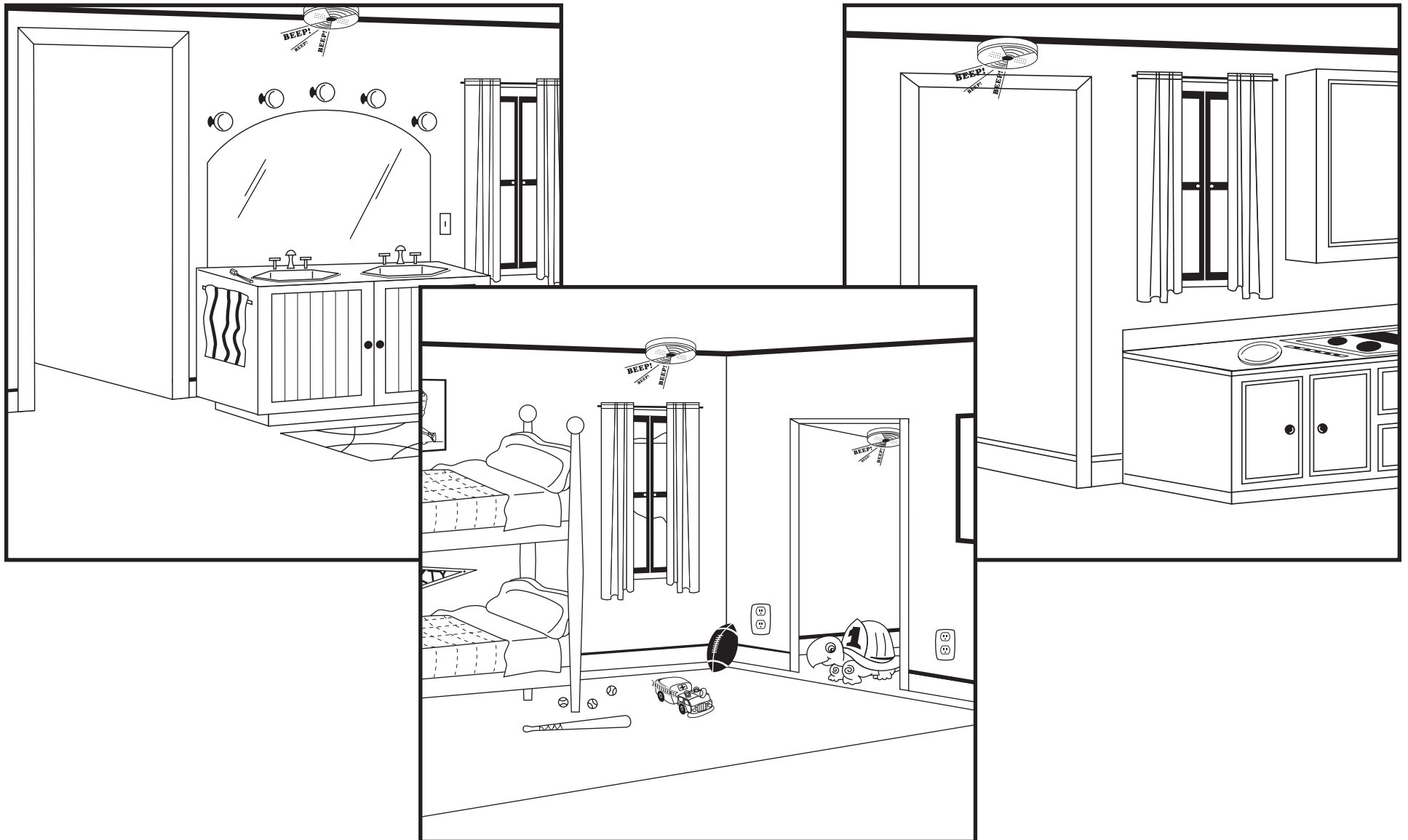


In case of smoke, Stay Low and Go to the nearest exit.

# Find Two Ways Out

It's good to know how to escape a fire.

Can you find two ways out of every room in your home?





# Make the Right Call

Fill in the correct information, then put this page near a phone in your home.

Post your local  
**FIRE & RESCUE**

number on or  
near your telephone,  
along with your address  
and phone number.

Show your friends  
where this information  
can be found.



In case of fire or an emergency,  
Call:  
**FIRE & RESCUE**

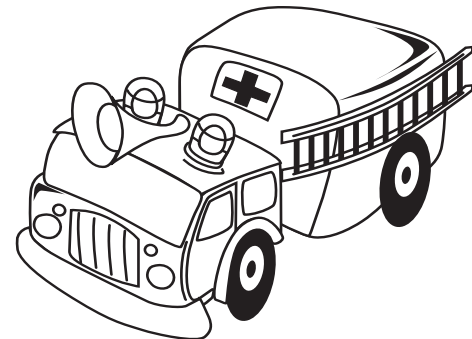
Phone: \_\_\_\_\_

My address and phone number is:

Address: \_\_\_\_\_


\_\_\_\_\_

Phone: \_\_\_\_\_



# Coloring Page


NEVER cook or bake without an adult helping you.



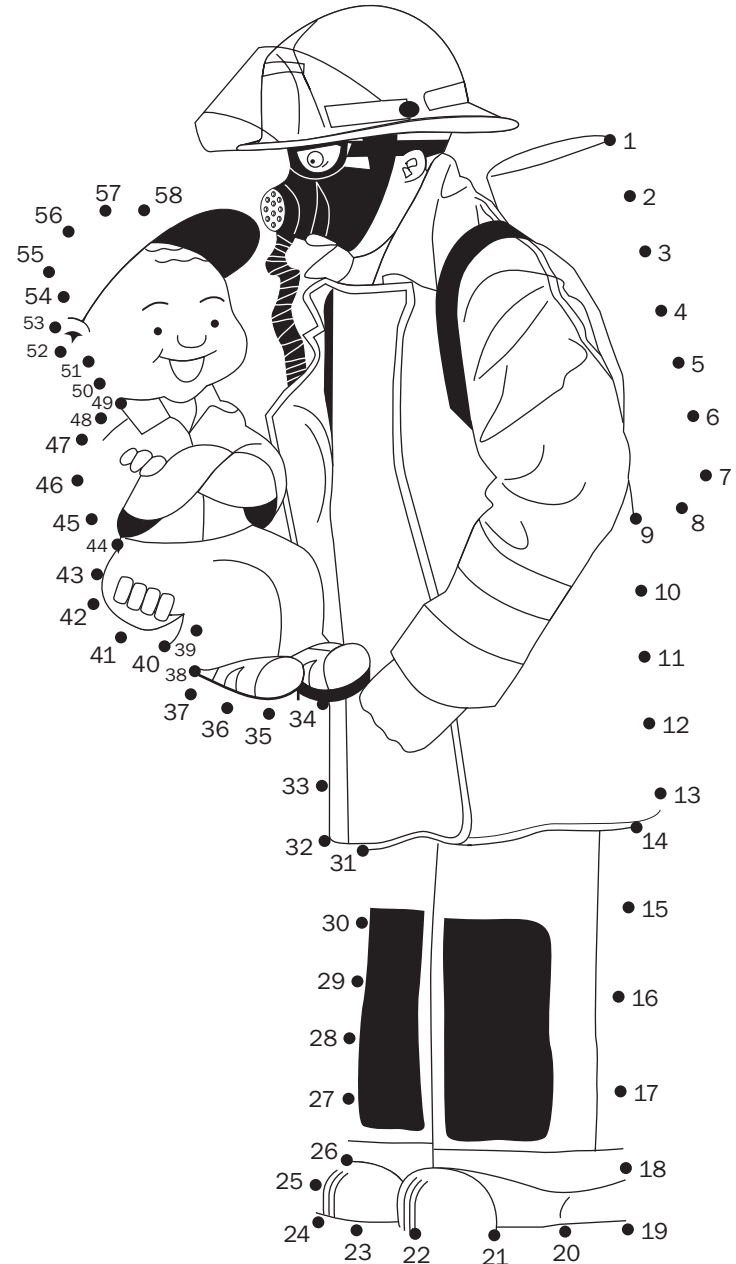

# Connect the Dots

Never hide from firefighters.

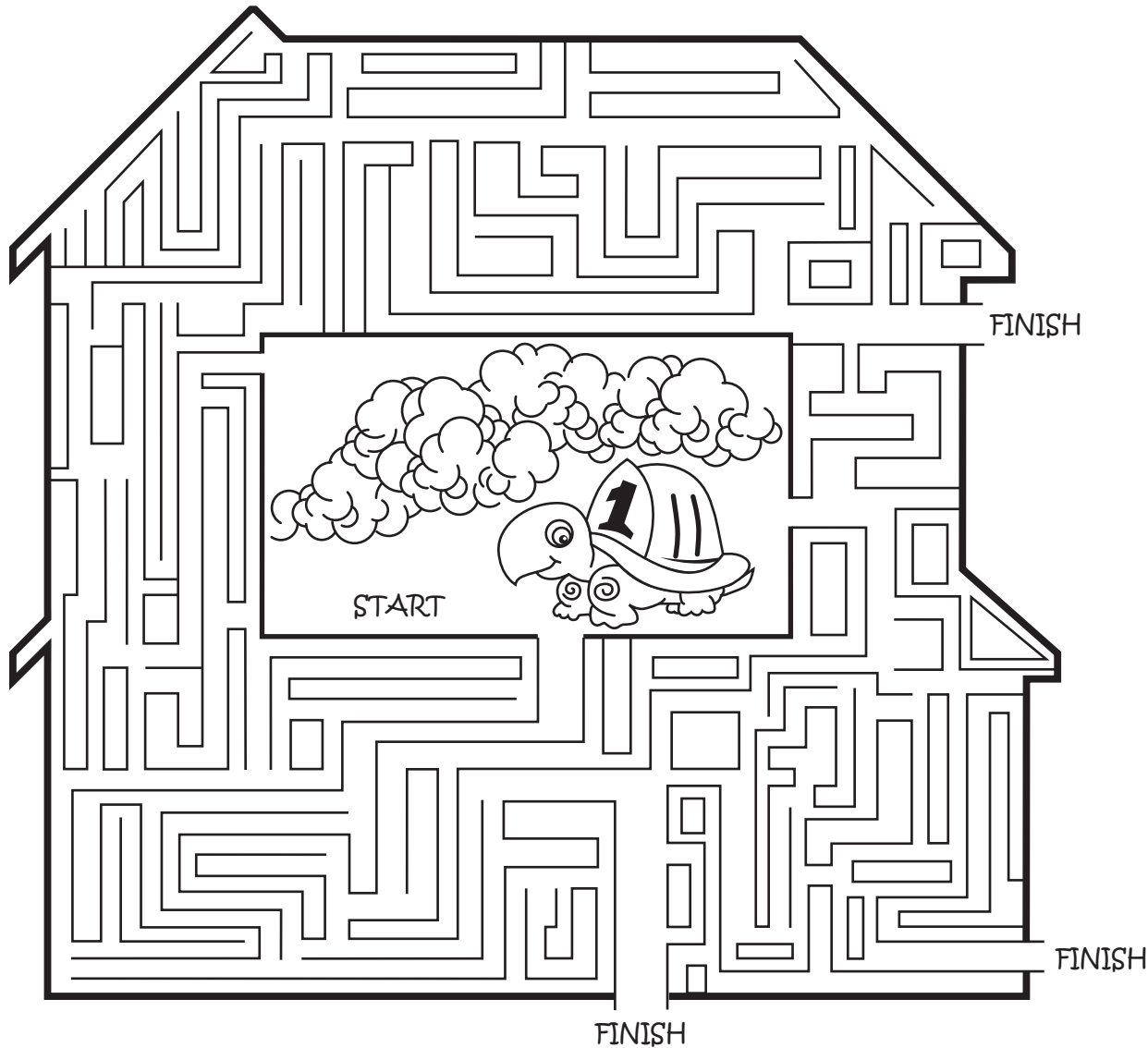
Don't be afraid of firefighters.



In case of fire, they can help you escape.




# Escape Maze



As a Junior Fire Marshal, you can make sure your family plans and practices an escape plan.

Help Jett escape through the maze on this page.



# Unscramble the Words

Here are some scrambled fire safety words.

1. \_\_\_\_\_

yast owl

6. \_\_\_\_\_

irfegfhrte

2. \_\_\_\_\_

peacse

7. \_\_\_\_\_

oskme laram

3. \_\_\_\_\_

secrue

8. \_\_\_\_\_

yrtam

4. \_\_\_\_\_

wot tixes

9. \_\_\_\_\_

acwlr

5. \_\_\_\_\_

tryetab

10. \_\_\_\_\_

fase




Check your answers on page 20.

# Draw an Escape Plan

In the large space, draw an escape plan for your house or apartment. Draw arrows to show how to get out. Show your plan to a parent so you can practice it with your family.



Don't forget doors and windows.

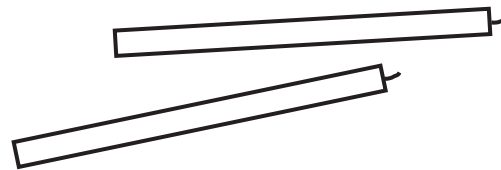

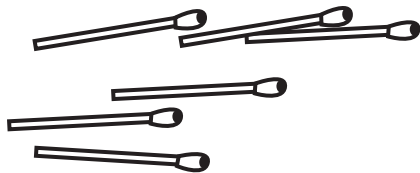




In the small space above, draw your room. Then draw arrows to show two ways out.

# Coloring Page

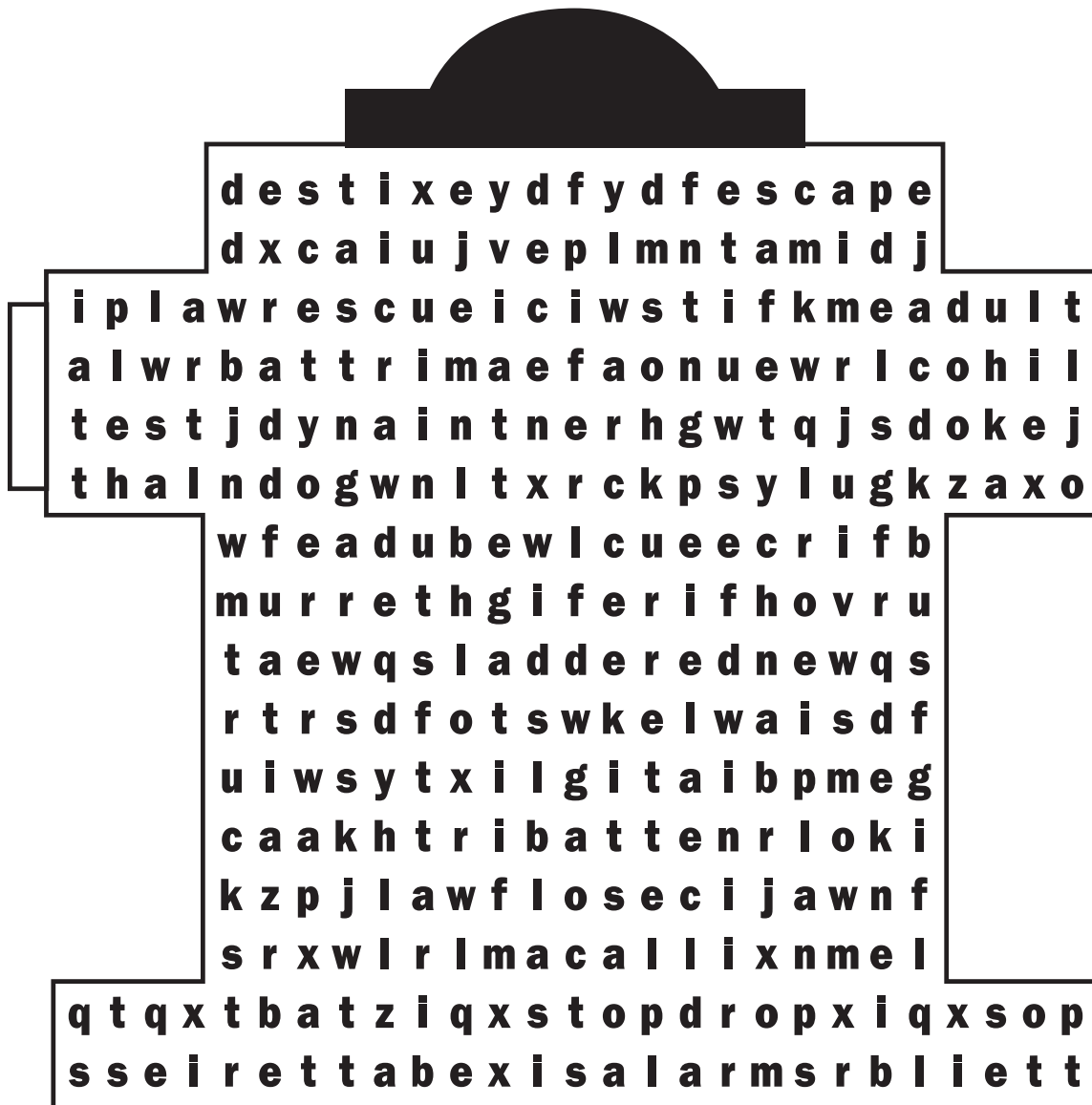
Remind adults to keep matches, lighters, and candles out of a child's reach.

**Never**  
touch matches,  
lighters, or candles.  
If you find them,  
tell an adult.



# Word Search

Remember: the words go up, down, and all different ways.



Circle these hidden  
fire safety words.

alarm

marshal

adult

escape

firefighter

Call

Crawl

plan

batteries

truck

safety

exits

help

ladder


rescue

Check your answers on page 20.




# Coloring Page

Smoke alarms should be in or near every bedroom and on every level of your home.



# Drawing Page

Draw a picture of yourself staying low as you exit your room.



# Fill in the Blanks

Choose the right word from the list below to fill in the blanks.

smoke alarms   two   escape   door   low   dangerous   loud   neighbor's

1. Find at least \_\_\_\_\_ ways to get out of every room.
2. Stay \_\_\_\_\_ to the ground when escaping during a fire.
3. Help your family place \_\_\_\_\_ in your home.
4. Smoke alarms make a very \_\_\_\_\_ beep to warn you of a fire.
5. Fire is \_\_\_\_\_.
6. During a fire, always remember to feel a \_\_\_\_\_ before opening it.
7. After you meet your family outside, call 9-1-1 or the emergency number from a \_\_\_\_\_ place.
8. An \_\_\_\_\_ plan can save your family.

Check your answers on page 20.


# Important Things to Remember

Fires can be loud, burn very fast, and smoke can make a room very dark.

That's why good escape plans help you get out quickly.

Here's how to help your family with an escape plan.


1. Try to find at least two ways out from every room in your home.
2. Every way needs to be planned and practiced with grownups.
3. Remember to stay low and go.
4. Before opening a door in a fire, feel it first. If it's hot, there may be fire on the other side. Do not open the door. Try to get out another way.
5. Pick an easy-to-remember, safe place outside to meet your family after you get out.
6. Call 9-1-1 or the emergency number from a neighbor's place.
7. Stay outside no matter what. Don't go back in for anything!



# Coloring Page

For more fire safety fun and to learn about firefighters, visit our Web site at...

**[www.usfa.fema.gov/kids](http://www.usfa.fema.gov/kids)**



# Answer Page

## Page 11

1. stay low
2. escape
3. rescue
4. two exits
5. battery
6. firefighter
7. smoke alarm
8. Marty
9. crawl
10. safe

## Page 14

d e s t i x e y d f y d f e s c a p e  
d x c a i u j v e p l m n t a m i d j  
i p l a w r e s c u e i c i w s t i f k m e a d u l t  
a l w r b a t t r i m a e f a o n u e w r l c o h i l  
t e s t j d y n a i n t n e r h g w t q j s d o k e j  
t h a l n d o g w n l t x r c k p s y l u g k z a x o  
w f e a d u b e w l c u e e c r i f b  
m u r r e t h g i f e r i f h o v r u  
t a e w q s l a d d e r e d n e w q s  
r t r s d f o t s w k e l w a i s d f  
u i w s y t x i l g i t a i b p m e g  
c a a k h t r i b a t t e n r l o k i  
k z p j l a w f l o s e c i j a w n f  
s r x w l r l m a c a l l i x n m e l  
q t q x t b a t z i q x s t o p d r o p x i q x s o p  
s s e i r e t t a b e x i s a l a r m s r b l i e t t

## Page 17

1. two
2. low
3. smoke alarms
4. loud
5. dangerous
6. door
7. neighbor's
8. escape

# Cut-Out Page

Color and cut out your Certificate.

Cut along dotted line  
and use certificate.

Marty & Jett's Activity Book  
Let's Have Fun with Fire Safety

[www.usfa.fema.gov/kids](http://www.usfa.fema.gov/kids)

## Junior Fire Marshal Certificate



Be it acknowledged that


\_\_\_\_\_  
CHILD'S NAME

has successfully completed

### Marty & Jett's Activity Book


and has proven to be better prepared and  
more knowledgeable about how to help prevent fires.

On this day, \_\_\_\_\_  
DATE



R. David Paulison  
U.S. Fire Administrator

# Coloring Page





# Cut-Out Page

Color and use your cut-outs.

For more  
FUN,  
visit me at  
www.  
usfa.fema.  
gov/kids



For more  
FUN,  
visit me at  
www.  
usfa.fema.  
gov/kids

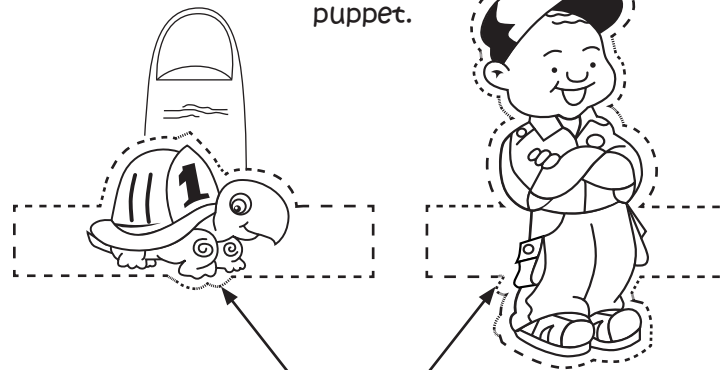


Cut along dotted line  
and use as bookmark.

Cut  
along  
dotted  
line  
and  
use  
as  
a  
badge.



Cut along  
dotted line to  
use as finger  
puppet.



Tape along both edges to  
keep ends together.



# **My Drawing Page**

Use this page to draw something you learned about fire safety.



Thanks for learning about fire safety!

You're now a Junior Fire Marshal.

**Congratulations**

U.S. DEPARTMENT OF  
HOMELAND SECURITY  
**FEMA**

FA-295/March, 2005